

Technical specifications:	
Standards	ASTM D525, ASTM D873, ASTM D942, EN ISO 7536
Scope	This test method covers the determination of the stability of gasoline in finished form only, under accelerated oxidation conditions and the determination of the tendency of aviation reciprocating, turbine, and jet engine fuels to form gum and deposits under accelerated aging conditions.
Version	Solid electric heating blocks (without any liquid)
Positions	4 independent test positions
Temperature range	up to 120 °C
Electric power	230 VAC, 50 Hz, 1.600 W (when operating all 4 positions)
Dimensions (W x D x H)	590 mm x 430 mm x 275 mm (without vessels) 23,3" x 17,0" x 10,8" (without vessels)
Weight	Approx. 30 kg (66 lbs) without vessels

Order information:	
ROFOX4	ROFOX four Oxidation Stability Tester (1 pc) Oxidation vessels, ASTM D525/D873 (4 pcs) Glass sample container with cup, ASTM D525/D873 (4 pcs) Oxygen pressure hose with female quick connector (1 pc) Maintenance Kit incl. 2 air filter pads, 1 fuse 10A (1 pc) Power cable, length 2,5m (1 pc) Data cable USB, length 1,8m (1 pc) Oxygen compatible grease (50g)
ROFOX4 Kombi	ROFOX four Oxidation Stability Tester (1 pc) Oxidation vessels, ASTM D942 (4 pcs) Sample dish holder, ASTM D942 (4 pcs) Glass sample dishes, ASTM D942 (4 x 5 pcs) Heating block adapter, ASTM D942 (4 pcs) Heating block adapter removal tool, ASTM D942 (1 pc) External temperature sensor, ASTM D942 (1 pc) Oxygen pressure hose with female quick connector (1 pc) Maintenance Kit incl. 2 air filter pads, 1 fuse 10A (1 pc) Power cable, length 2,5m (1 pc) Data cable USB, length 1,8m (1 pc) Oxygen compatible grease (50g)
ROFPCN	Notebook with pre-installed ROFOX Control Software, english

Options:	
OXIKIT	Wrench and table holder for oxidation vessel, ASTM D525/D873
OXIKIT942	Wrench and table holder for oxidation vessel, ASTM D942
OXIFIL	Manual oxygen filling valve unit incl. quick connectors
OXIPVH	Pressure Vessel Holder (for 4 vessels) for table or wall mounting

ROFA Laboratory & Process Analyzers  
Mag. Matthias Fiedler

Hauptstrasse 145, 3420 Kritzensdorf, Austria/Europe

Phone: +43 2243 21992

www.rofa.at

Fax: +43 2243 219929

office@rofa.at

ROFOX4 - v2.0 - EN - (C)2016, ROFA Laboratory & Process Analyzers

## OXIDATION STABILITY TESTER



The „ROFOX four” from the ROFOX series is a compact and automatic Oxidation Stability Tester with 4 independent test positions.

The solid electric heating blocks avoid the use of any liquids.

The „ROFOX Control” software controls the entire process including automatic reporting.

All test- and safety parameters are permanently monitored for unattended operation.

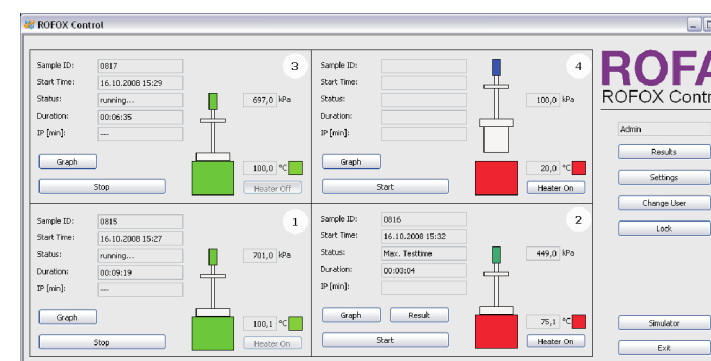


ROFOX Oxidation Stability Tester with two test positions is also available.

Each test position is equipped with its own electric heating and can be controlled separately.

This allows different parameters for each position and a short warm-up.

The pressure sensors are without additional accessories directly connected to the front of the device.



The Software controls the entire process automatically.

From the beginning of the test the software checks continuously the compliance of the selected standard and the settings.

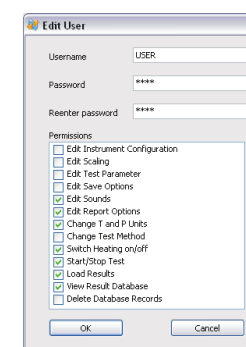
The status of each position is monitored continuously. So the software automatically detects whether a vessel is inserted or not.



Two redundant fans secure a reliable cooling.

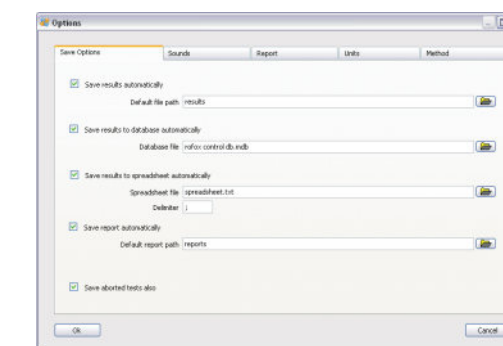
The additional extensive software-independent safety equipment makes a riskless unattended operation possible.

The quickly accessible calibrating-openings on the top and software-support makes the temperature-calibration with a comparison RTD very easy.



Many test parameters and multiple operators with different user rights are configurable.

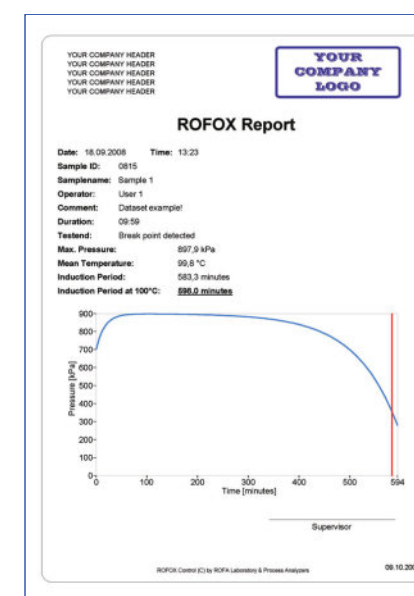
Several options for automatic data storage are also selectable.



The high quality pressure sensors are factory calibrated and maintenance free.

When necessarily a later calibration is carried out directly on the sensor. This makes the usage of each vessel on each position possible.

Each pressure vessel is protected with a burst disc from overpressure.



The data interpretation and report generation is done automatically.

A summary of the result for each finished test position is available in the result window. Also there are different options for manual data storage and report generation.

